

# Utah Health Status Update:

## Utah's Healthy People 2000 Health Status Indicators

June 1997

Utah Department of Health

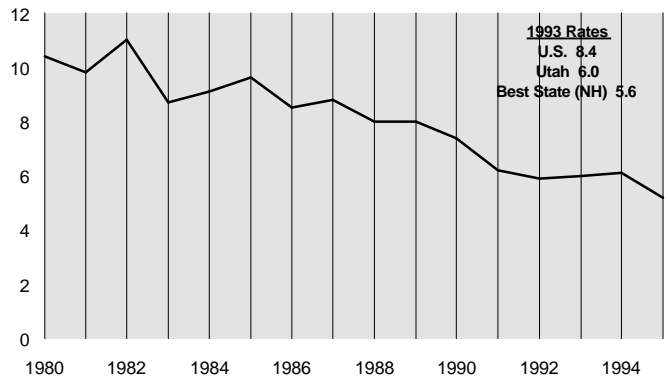
A recent Utah Department of Health report, *Utah's Healthy People 2000 Health Status Indicators*, reviewed Utah's health status based on the 18 Healthy People 2000 health status indicators. Those indicators were developed to provide a comprehensive and understandable view of community health. This update presents some of the highlights of that report, which indicated that the health of Utahns is generally excellent, but also identified areas where improvement is possible.

Highlights included:

- Utah's cardiovascular disease death rate decreased by 29% from 1985 to 1995 and was 25% lower than the U.S. rate in 1994.
- Utah's infant mortality rate decreased by 46% from 1985 to 1995 and was 29% lower than the U.S. rate in 1993.
- Utah's motor vehicle crash death rate has increased in recent years and is higher than the U.S. rate.
- Utah's suicide death rate is 39% higher than the U.S. overall rate.
- Utah's rates of reported syphilis and tuberculosis are low, but Utah's measles rate has been among the highest in the U.S. for the past few years.
- Most Utah residents (77%) live in areas with air quality that does not meet EPA standards.

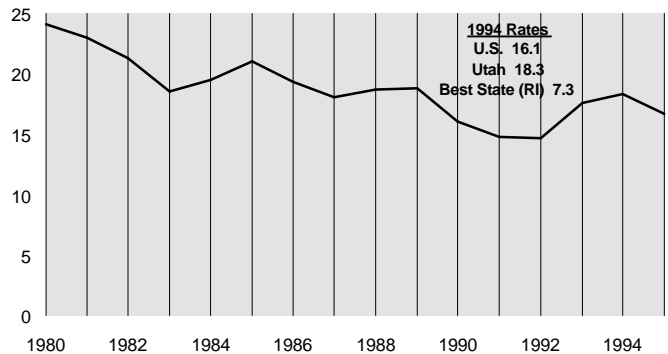
### Infant Mortality

Deaths of infants under age of 1 year per 1,000 live births, Utah 1980 - 1995



### Motor Vehicle Crash Death Rates

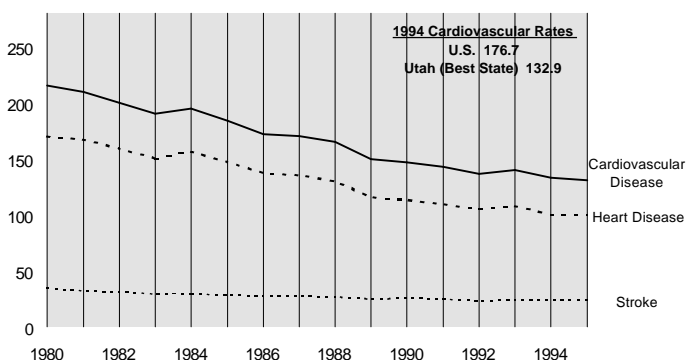
Deaths per 100,000 Persons, Utah 1980 - 1995



\* Age-adjusted to 1940 U.S. Population

### Cardiovascular Disease Death Rates

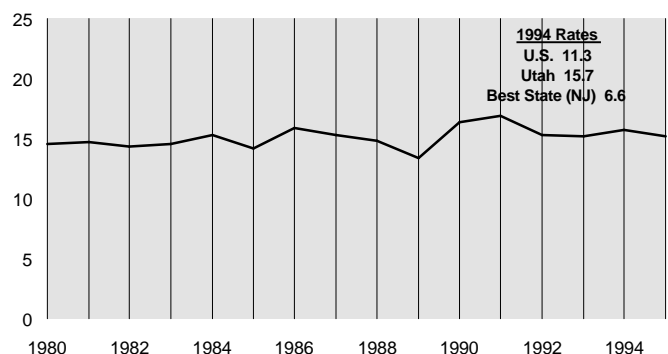
Death per 100,000 persons for cardiovascular disease and its two major components: heart and cerebrovascular disease, Utah 1980 - 1995



\* Age-adjusted to 1940 U.S. Population

### Suicide Rates

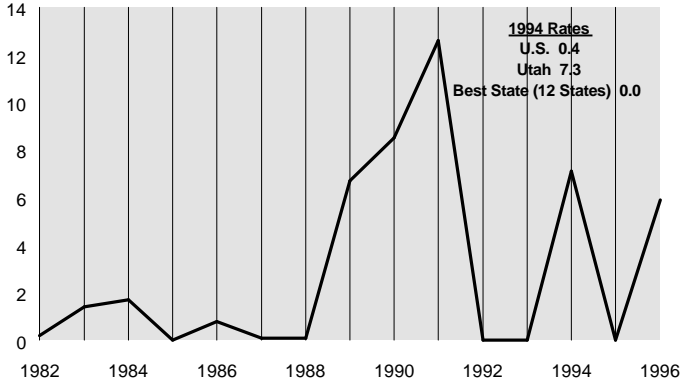
Deaths per 100,000 persons, Utah 1980 - 1995



\* Age-adjusted to 1940 U.S. Population

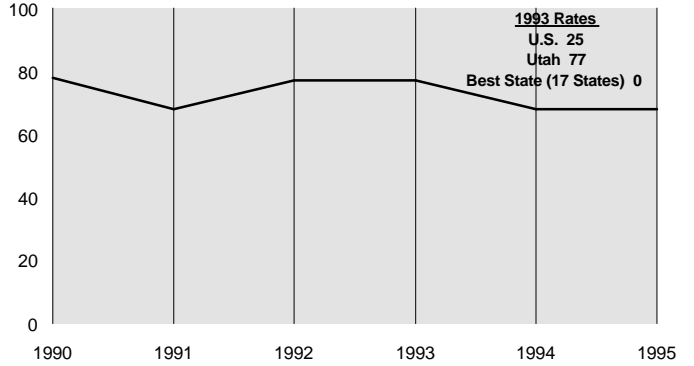
## Measles

Reported rate of measles per 100,000 persons, Utah 1982 - 1996



## Air Quality

Percentage of persons living in counties exceeding U.S. Environmental Protection Agency standards for air quality, Utah 1990 - 1995



The data from this

## Utah Health Status Update

came from the recently released report *Utah's Healthy People 2000 Health Status Indicators*. The complete report is available on the Internet at <http://hlunix.hl.state.ut.us/action2000/reports.html> and copies can be obtained from the Office of Public Health Data (801) 538-6108 or email: [hlhda.phdata@state.ut.us](mailto:hlhda.phdata@state.ut.us).

Office of Public Health Data  
 Utah Department of Health  
 288 North 1460 West  
 Box 142875  
 Salt Lake City, Utah 84114-2875

