

Since 1996, the Utah Health Data Committee and Utah Department of Health have reported on the performance of Utah HMOs using the Health Plan Employer Data and Information Set (HEDIS) to support informed decision-making by consumers and employers of Utah. HEDIS is the most widely used set of performance measures for health plans in the United States. It measures access/availability of care, effectiveness of care, cost of care, use of services, and describes other health plan characteristics.

This Health Status Update highlights findings from 2001 HEDIS measures of the performance of Utah HMOs (during 2000). HEDIS reporting for 2001 included 4 Utah health plans that contracted to cover Medicaid beneficiaries (Medicaid Plans - Healthy U, IHC Access, Molina Health Care of Utah, and United MedChoice) and 5 plans that enrolled members covered through an employer or other non-governmental source (Commercial Plans - Altius, CIGNA, IHC, Regence Bluecross Blueshield of Utah, and UnitedHealthcare).

Table 1. Measures included in HEDIS¹

- ◆ Breast Cancer Screening
- ◆ Cervical Cancer Screening
- ◆ Diabetes Care: Cholesterol level
- ◆ Diabetes Care: Eye Exams
- ◆ Six or more Checkups², 0-15 Month Infants
- ◆ One or more Checkup(s)² Per Year, Ages 3-6
- ◆ One or more Checkup(s)² Per Year, Ages 12-21
- ◆ Immunizations by Age 2: Received recommended³ immunizations before second birthday
- ◆ Early Prenatal Care: Had first prenatal visit during the first 13 weeks of pregnancy
- ◆ Checkups for New Mothers: Received a checkup within eight weeks of delivery
- ◆ Cesarean Section Delivery Rate
- ◆ Adult's Access to Care, Ages 20-44: Preventive/Ambulatory Care

¹ For complete definition of each measure, visit www.ncqa.org/programs/hedis

² Well-child visit

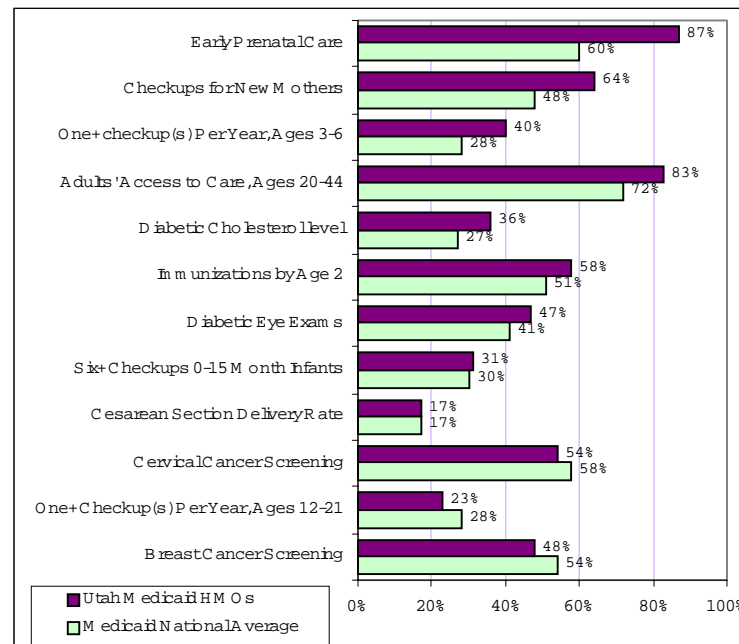
³ 4 DTP/DTaP, 3 OPV/IPV, 1 MMR, 2 HiB and 3 hepatitis B vaccinations

Performance of Utah Medicaid HMOs

- For seven out of twelve measures, Utah's Medicaid HMOs showed better performance than other states' Medicaid programs (Figure 1).
- Areas where Utah Medicaid HMOs' scores were higher than national average were: early prenatal care for pregnant women, checkups for new mothers, one or more well-child visit per year (ages 3-6), adult's access to care (ages 20-44), cholesterol level and eye exams as part of comprehensive diabetes care, and immunizations by age 2.
- Areas where Utah Medicaid HMOs' scores were lower than national average were: cervical cancer and breast cancer screening, and one or more well-child visits for adolescents.

Medicaid HEDIS, Utah vs. National Average

Figure 1. Percentage of HMO enrollees meeting measure criteria, Utah and National Medicaid HMO Enrollees

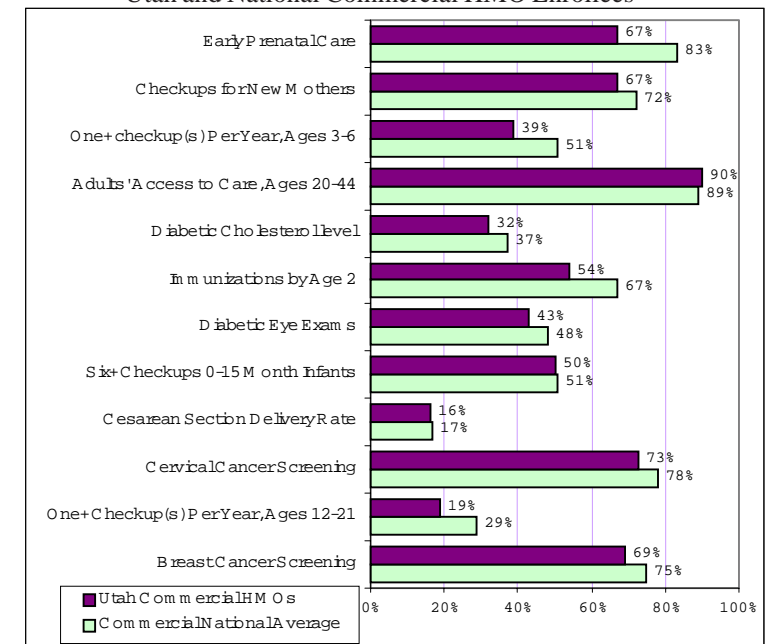


Performance of Utah Commercial HMOs

- Utah's commercial HMOs were below the national average in nine out of twelve measures (Figure 2).
- Areas where Utah commercial HMOs' scores did not show significant difference from national average were: adult's access to care (ages 20-44), well-child visits for children (ages 0-15 months), and cesarean section delivery rate.
- Areas where Utah commercial HMOs' scores were lower than national average were: early prenatal care, checkups for new mothers, well-child visits for children (ages 3-6), eye exams and cholesterol level for the diabetics, immunizations by age 2, cervical cancer and breast cancer screening, and well-child visits for adolescents (ages 12-21).

Commercial HEDIS, Utah vs. National Average

Figure 2. Percentage of HMO enrollees meeting measure criteria, Utah and National Commercial HMO Enrollees



Adult's Access to Care, Ages 20-44, Utah vs. National Average

- During 1998 ~ 2000, Utah Commercial HMOs' performance on preventive care for adults did not show noteworthy difference from national trend(Figure 4), whereas Utah Medicaid HMOs performed better than other states' Medicaid programs (Figures 3).
- Utah's Medicaid health plans provided somewhat poorer access to preventive care for adults than Utah's commercial HMOs (Figures 3 and 4).

Figure 3. Percentage of adults aged 21-44 who received preventive or ambulatory care, Utah and National Medicaid HMO enrollees

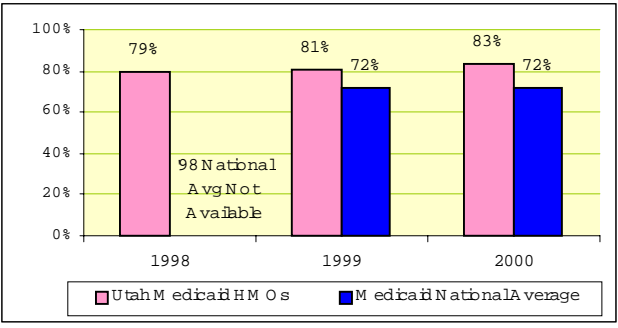
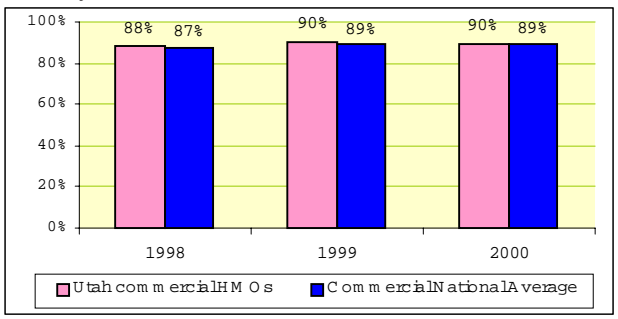


Figure 4. Percentage of adults aged 21-44 who received preventive or ambulatory care, Utah and National Commercial HMO enrollees



These results should help Utah's HMOs to focus their efforts at improving services. They can also guide Utahns choosing among health plans. Additional information including comparisons among different health plans can be found in the complete report (http://hlinux.hl.state.ut.us/hda/consumer%20publications/HmoPerformance2001_2.pdf).

December 2001 Utah Health Status Update

For additional information about this topic, contact the Office of Health Care Statistics, Utah Department of Health, P. O. Box 144004, Salt Lake City, Utah 84114-4004, (801) 538-7048, FAX (801) 538-9916, website: www.healthdata.state.ut.us; or the Center for Health Data, Utah Department of Health, P.O. Box 142101, Salt Lake City, Utah 84114-2101, (801) 538-9191, FAX (801) 536-0947 or (801) 538-9346, email: phdata@doh.state.ut.us.

Center for Health Data
 Utah Department of Health
 P O Box 142101
 Salt Lake City, Utah 84114-2101

RETURN SERVICE REQUESTED