

Utah Health Status Update: Utahns, Age 65-84, by Sex, 1994

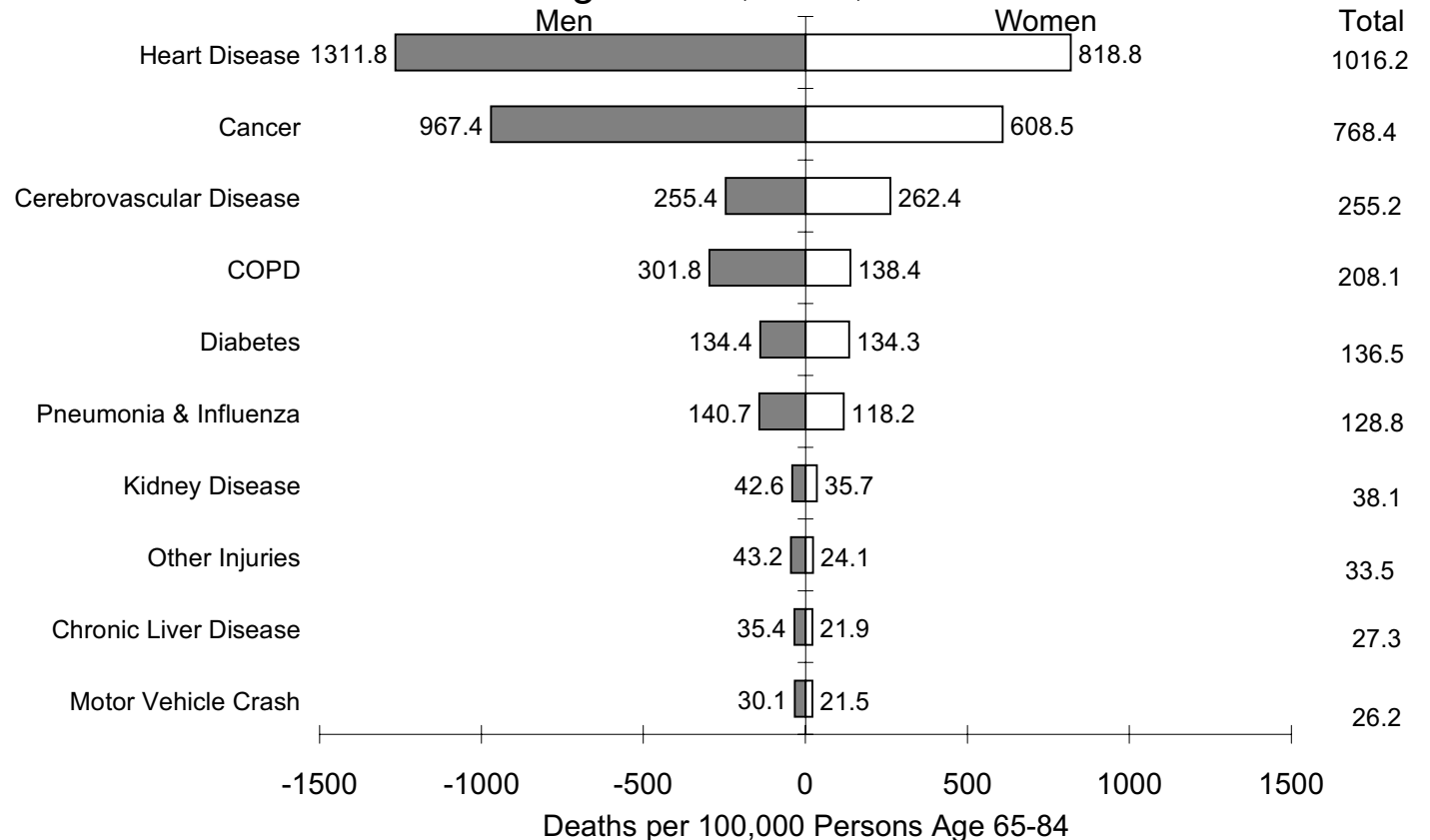
March 1997

Utah Department of Health

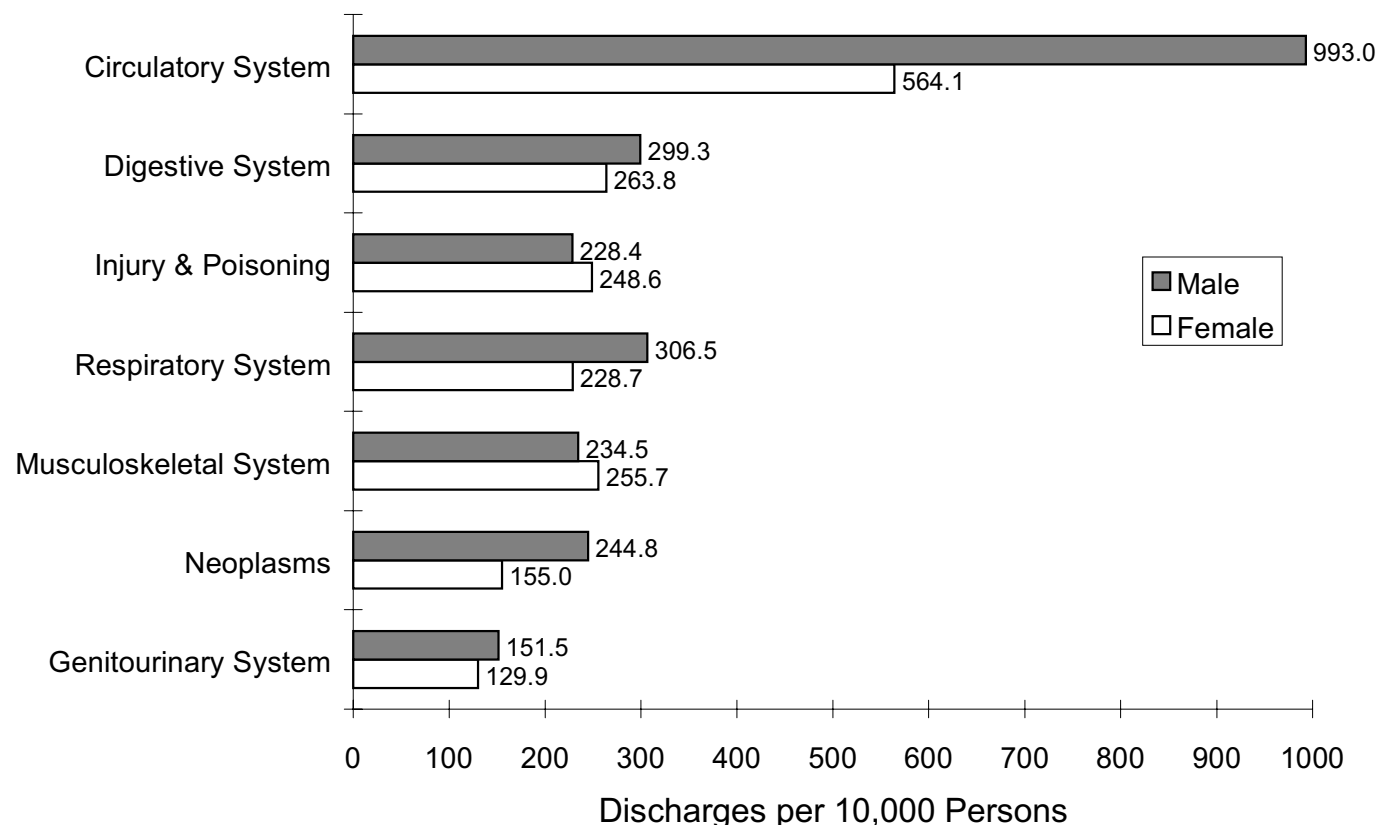
About 155,000 Utahns are age 65 to 84; they account for about 30,000 hospitalizations annually and about 5,000 die each year. Nearly all have health insurance coverage (most through Medicare). Regarding Utahns in this age group:

- Death and hospitalization rates are lower in Utah than elsewhere in the U.S.
- Death and hospitalization rates are higher for men than for women.
- The leading causes of death for men and women are heart disease and cancer; half (47%) of cancer deaths are from lung, colon, prostate, or breast cancer.
- 33 percent of men and 31 percent of women report that they were limited in performing their usual activities for ≥ 2 of the last 30 days. (1995)
- Lifestyles and risk factors of Utahns over age 65 years:
 - ✗ 11% have been told* they have diabetes (1995)
 - ✗ 47% have been told* they have high blood pressure (1995)
 - ✗ 30% have been told* they have high cholesterol (1995)
 - ✗ 26% are overweight (1995)
 - ✗ 16% exercise regularly and vigorously
- *told by a health professional
- Preventive health services of Utahns over age 65 years:
 - ✗ 96% have had their blood pressure checked in past 2 years
 - ✗ 83% have had their cholesterol checked in past 5 years
 - ✗ 59% have had a digital rectal exam in past 2 years (age 70 and over)
 - ✗ 29% have had a proctoscopic exam in past 2 years (age 70 and over)
 - ✗ 66% (of women) have had a mammogram in past 2 years
 - ✗ 42% have ever had a pneumonia vaccination

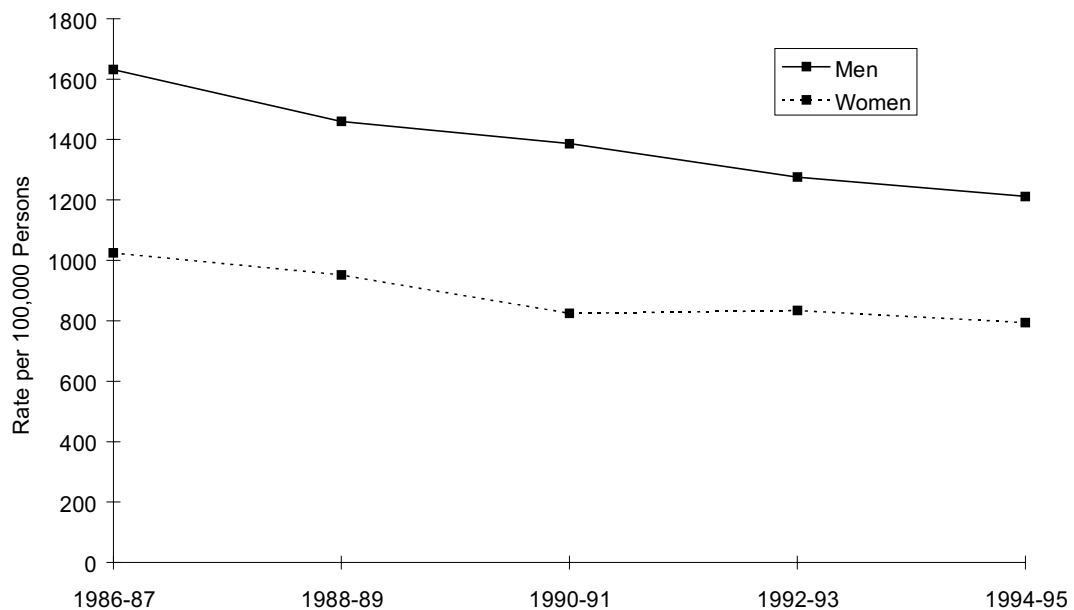
Death Rates from the Leading Causes of Death Age 65-84, Utah, 1991-1995



Most Common Reasons for Hospitalization Utahns, Age 65-84, by Sex, 1994



Heart Disease Death Rates by Gender Age 65-84, Utah, 1986-1995



Sources: Behavioral Risk Factor Surveillance System, Utah Hospital Discharge Database, Bureau of Vital Records

Office of Public Health Data

