

# Utah Health Status Update: Health Insurance Coverage in Utah

January 1997

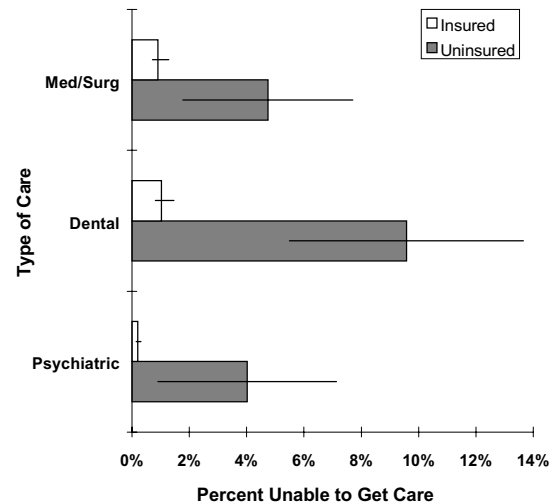
Department of Health

The 1996 Utah Health Status Survey was a random digit dialing telephone survey of over 6,300 households in Utah. It included questions on various aspects of health status, health care utilization, and access to health care. This health status update contains excerpts of a recent report on health insurance coverage. Selected comparisons with the previous such survey conducted in 1991 are included.

## Highlights

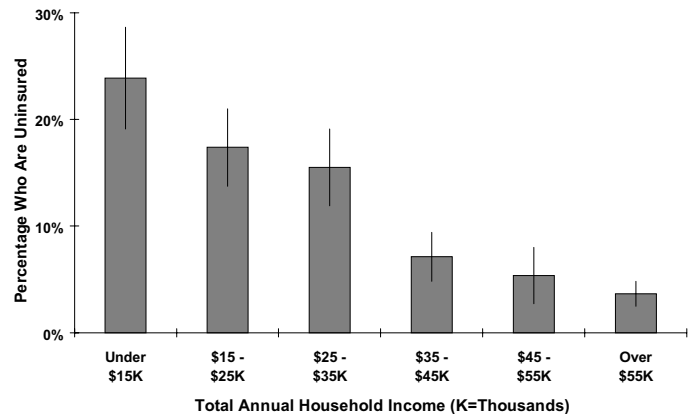
- The proportion of Utahns without health insurance was highest for:
  - young adults (age 18-34 years)
  - persons of Hispanic ethnicity
  - adults without a high school education
  - poor persons (annual household income <\$35,000)
  - unemployed
  - non-Wasatch Front counties
  - persons with poorer health status
- However, many or most of the uninsured are:
  - employed (74%)
  - high school education or more (84%)
  - annual household income > \$35,000 (33%)
  - residents of Wasatch Front counties (72%)
- The most common reasons for not having health insurance are "can't afford it" (43%) and "employer doesn't offer it" (18%).
- Utahns without health insurance were more likely to report being unable to obtain needed medical/surgical, dental, or psychiatric care.

Percentage of Persons Reporting That They Were Unable to Obtain Needed Health Care Services in the Past Year by Insurance Status and the Type of Care They Were Unable to Access: Utah, 1996



1996 Health Status Survey, Utah Department of Health

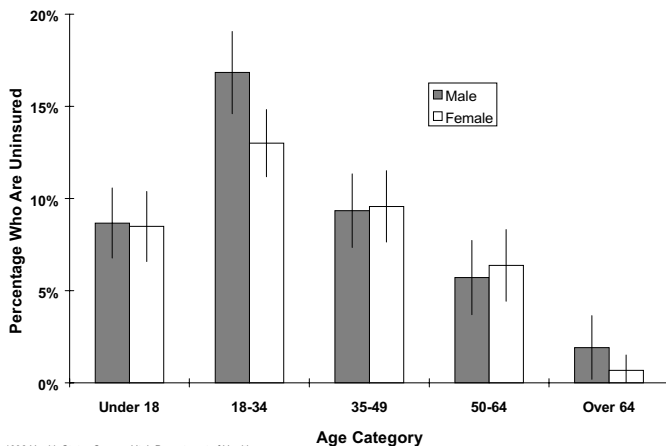
Percentage of Persons Who Are Uninsured by Total Annual Household Income: Utah, 1996



Note: Income refers to total combined household income during calendar year 1995, including income from all wage earners, and money from all sources, before taxes and other deductions.

1996 Health Status Survey, Utah Department of Health

Percentage of Persons Who Are Uninsured by Sex and Age Group: Utah, 1996



1996 Health Status Survey, Utah Department of Health

	Total Persons in Utah	Insured Persons	Uninsured Persons	% of People Who Are Uninsured
1991	1,775,505	1,603,991	171,514	9.66% ± 1.27%
1996	1,991,811	1,801,991	189,820	9.53% ± 1.04%

Office of Public Health Data

